

Dorsal Hand Vein (DHV) Verification in Terms of Deep Convolutional Neural Networks with the Linkage of Visualizing Intermediate Layer Activations Detection

Llahm Omar Faraj Ben Dalla
Software Engineering Department
Sebha Technical University
mohmdaesed@gmail.com

Abstract

This article has propose a dorsal hand vein (DHV) DevOps acknowledgment recognition framework by utilizing a Convolutional Neural Network (CNN) and DevOps. Furthermore, this authentication framework DevOps remains consequently termed out how to separate highlights from a unique picture without preprocessing. The proposed framework is utilizing move learning with CNN DevOps related to (DenseNet, ResNet) models for the 2 highlights' dorsal hand vein extraction belongs to characterization. This research has divided the implementation of the proposed framework in three platforms. In the first platform, the trials pragmatic to datasets, this database is contributed via the male as well as female volunteers. In the second platforms, the database has been largely acquired in InfoTech DevOps College grounds, similarly, the Hong Kong school Contactless Dorsal Hand (DH) Pictures metaphorical Database stays utilized as an example of INFO assessment for (502) individuals which contains (4650) required pictures DevOps. In the third platform, the main approach analysis associated with the acknowledgment exactness of all models gives the best outcome when highlights are extricated from the DenseNet model are utilized (2 completely associated layers, (1024) neurons each, and a (502)-softmax yield layer). In the final platform, the subsequent model is utilized is ResNet DevOps model (2 completely associated layers, (1024) neurons each, and a (502)-softmax yield layer). In addition, the discourse presumed that utilizing move learning is giving more precision rate than utilizing the pre-prepared (CNN) models for extricating highlights. In addition, the required results of this beneficial research study are important for several domains such as the industrial domain, the educational sector, the medical sector as well as the scientific world in addition to researchers who aimed for some powerful investigations outcome based on a dorsal hand vein (DHV) authentication.

Keywords: Identification, Hand vein, CNN, DHV, DevOps, DenseNet, ResNet.

1.1. Introduction

Based on the Techy revolution (DevOps), biometric frameworks remain unindustrialized techies that can be utilized in automatic frameworks for identifying individuals requirements uniquely as well as effectively which is associated with it becomes a high quality of alternative platforms to the conventional approaches (Ben Dalla, 2020); (Lee et al., 2016); (Zhao and Zhang, 2020), for example, passwords. Furthermore, the biometric characteristics DevOps could be divided into 2 sorts (Al-johania and Elrefaei, 2019); (Lindsay, 2020). The first sort includes physical features, for instance, fingerprint (Jalilian and Uhl, 2020), face, iris, retina, palmprint (Zhao and Zhang,

2020); (Unnisa and Meenavathi, 2020), hand, face as well as vein DevOps, etc. (Ramteke and Alsubari, 2016) and the second sort contains behavioral features, for instance, voice notes, signature as well as movement characteristics, for instance, gait, hands movement belongs to lips as well as key press, etc. (Al-johania and Elrefaei, 2019). In addition, as presented in the classification as declared by (Chuang, 2018); (Ramteke and Alsubari, 2016), palm prints, fingerprints (Jalilian and Uhl, 2020), hand vein as well as ear canal are the four biometric modalities possessing all of the following properties as shown in figure.1. below:

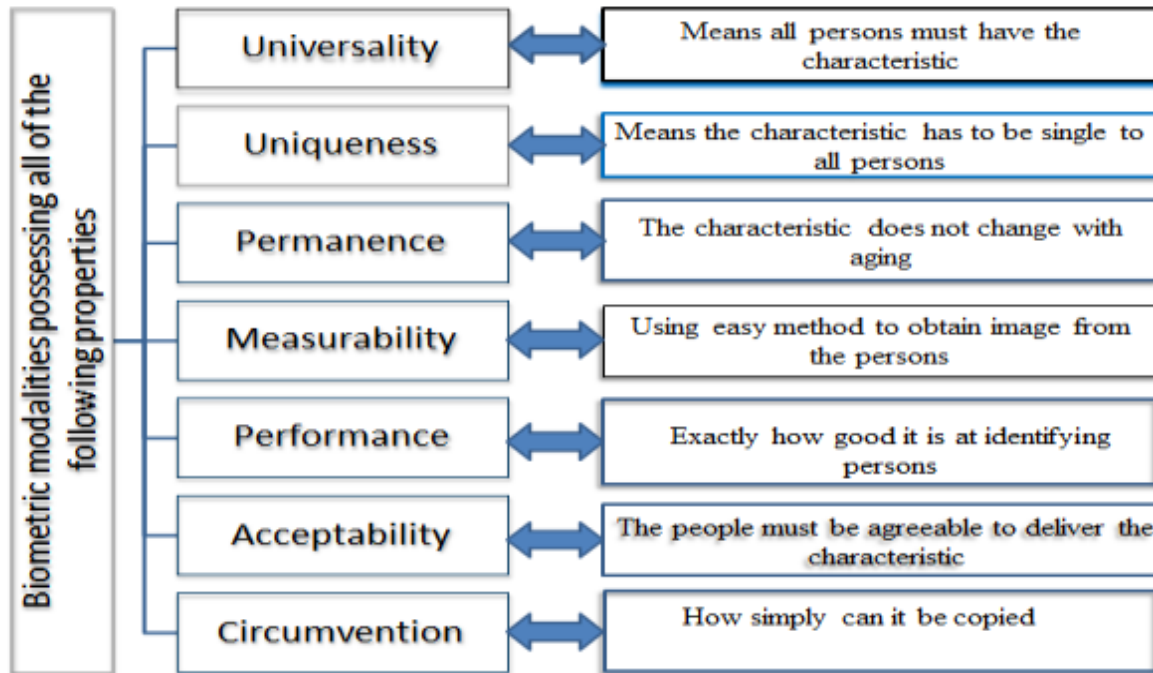


Figure.1. The biometric modalities possessing DevOps.

A dorsal hand vein pattern DevOps, as presented in Figure. 2.below, is the network of blood vessels under body's skin DevOps. As indicated by Sontakke et al., (2017), vein designs are adequately unique through people, likewise, they are steadily unaffected by means of maturing just as no noteworthy changed in adult people through watching (Zhao and Zhang, 2020). Moreover, the examples of blood vein stay special for all parsons, even among twins. Looking at other biometric DevOps characters (Ramteke and Alsubari, 2016); (Lee et al., 2016, for example, face or unique mark (Zhao and Zhang, 2020); (Unnisa and Meenavathi, 2020); (Jalilian and Uhl, 2020), a dorsal hand vein designs give a definite example that is more inconspicuous within an individual body creation them unaffected with the conditions of the outside skin (Trabelsi et al., 2016), for instance, dirty hand (Sontakke et al., 2017); (Al-johania and Elrefaei, 2019).

For the reason that of the profound learning qualities which incorporate separating the point include consequently, it fits acknowledgment frameworks DevOps (Ben Dalla, 2020), for example, visual distinguishing proof, discourse ID just as characteristic language treating (Al-johania and Elrefaei, 2019). Moreover, Convolution Neural Network (CNN) stays one of the open models of profound discovering that propelled through the component of typical visual recognition that likewise turns into the best intensive research (Ramteke and Alsubari, 2016). In addition, its new structure was perceived in the examination accessible during the 1990s by

means of LeCun et al CNN DevOps can get the genuine portrayal of the fundamental picture just as can recognize its visual directly from the picture pixels utilizing small preprocess (LeCun et al., 1998); (Lee et al., 2016).

In this research study, a dorsal hand vein recognition framework utilizing CNN DevOps remains proposed (Trabelsi et al., 2016). In addition, the main research contributions of this research are listed as below:

- Investigating a dorsal hand vein acknowledgment using move learning with CNN (DenseNet, ResNet) DevOps approaches for the two highlights' extraction just as arrangement (Trabelsi et al., 2016).
- In instance of low measures of the data like our concern, it's in vogue in the writing to use move realizing, where "instruct" a model (DevOps) a specific assignment which is somewhat like the objective undertaking (Al-johania and Elrefaei, 2019), then again, with an immense measure of accessible data, just as thereafter you re-introduce the last layers just as train with the littler objective dataset.
- Besides, the exchange learning the data of this investigation has utilized remained ImageNet DevOps, which stays a colossal database that comprises of the thousand classes, with more than one million pictures (Lee et al., 2016), a data is utilized to prepare DenseNet just as ResNet DevOps, at that point in the wake of prevailing in the thousand class issue, the last yield layers are supplanted through a recently introduced yield layer that accommodates our concern which comprises of as it were (502) classes (Al-johania and Elrefaei, 2019).

This paper structured in the section 2 represents various of a dorsal hand vein recognition approaches in the literature. Also, section three, the proposed a dorsal hand vein recognition approaches based on CNN (DevOps) remain presented. In addition, the evaluation of the performance of the proposed recognition framework as well as experimentations remain explained in Section four where details about the utilized datasets as well as comparisons with other existing approaches remain on condition that offered (Al-johania and Elrefaei, 2019); (Trabelsi et al., 2016). In the last platform, section five provides the summarized conclusion.

1.2.Aim and objective of the study

This study aimed for the following points

- To understand a dorsal hand vein (DHV) DevOps acknowledgment recognition framework by utilizing a Convolutional Neural Network (CNN) and DevOps developed over time.
- To understand the usage according to differ period such as technical communication and recognition amongst modern and cultural backgrounds.
- To know the common dorsal hand vein (DHV) DevOps acknowledgment recognition framework by utilizing a Convolutional Neural Network (CNN) and DevOps and it is important in industries as well as organizations.

- To observe some a dorsal hand vein (DHV) DevOps acknowledgment recognition framework by utilizing a Convolutional Neural Network (CNN) and DevOps based on the objective effect of business domain.

1.2. Literature review

The significant quality of (HV) designs remains dependability, which implies that the hand structure and hand veins arrangement proceed with similarly stable through the person's life. Therefore, vein recognizable proof frameworks are considered as a promising and dependable biometric. This area, a few of the vein recognizable proof structures are displayed.

Huang et al., (2016) has reported that an approach for a dorsal hand vein ID DevOps. Moreover, another procedure coordinating together all-encompassing just as nearby investigation at that point progressively joint with that from the surface method (Ben Dalla, 2020), brought into the world by means of a respectable surface administrator, that Local Binary Patterns (LBP) (Sontakke et al., 2017), Binary Coding (BC) DevOps just as diagram for choice creation through Factorized Graph Matching (FGM). Likewise, outcomes achieved are more noteworthy than the cutting edge ones so far depicted in works, which demonstrates its productivity.

Lee et al., (2016) has reported that a directional the channel incorporates differing arrangements that cutting hand vein designs just as encode (HV) DevOps highlights necessities into twofold code by means of the base directional separating reaction (MDFR) and order through Hamming Distance (HD) DevOps. Additionally, there are numerous zones that not contain the vein in the picture, which are not significant for hand vein documentation. Besides, to increment precision, the locales that not contain the vein are recognized through ascertaining the alteration of the base separating. Furthermore, their proposed approach accomplishes high exactness that shows the method is viable for a dorsal hand vein distinguishing proof (Trabelsi et al., 2016).

Trabelsi et al., (2016) has documented that a new (HV) pattern recognizable proof procedure for individual acknowledgment. Moreover, fixed static surface descriptors referred to as Circular Variance just as Statistical Directional Patterns (CSDSP) remains prescribed to separate (HV) designs as well as Artificial Neural Network (ANN) DevOps, Feedforward Multilayer Neural Network (FMNN) for the order. Furthermore, the CSDSP DevOps stays a neighboring roundabout change with loads joining the measurable directional data of vessels. Correspondingly, an exploratory presentation that descriptor relies upon CSDSP has improved compelling than the previous descriptors utilized in LBP.

Yun et al. (Yun-Peng et al., 2014) reported that a novel (HV) DevOps identification framework that rely upon the connecting lines of highlight focuses. Besides, along these lines the component focuses is the association focuses on the endpoints of the a dorsal hand vein picture. In same stage, they removed the reference point from include focuses that remaining parts association focuses just as the endpoints. Also, highlights that extricated are perceived by means of figuring the near separations among the two-component focuses has a place with the edges among the neighboring associations of this 2 element focuses. Furthermore, these two highlights are joint for a dorsal hand vein documentation (Trabelsi et al., 2016); (Yun-Peng et al., 2014); (Lindsay, 2020). In addition, the process efficiently overcome the effect on the identification outcomes produced with image translation and rotation.

Chuang et al. (Chuang, 2018) suggested local highlight based (HV) DevOps picture process relies upon particulars highlights extraction from venous frameworks to consider the best discriminative territories and highlights of a dorsal hand vein for acknowledgment. Moreover, these particulars include containing end focuses and the bend lines among the two end focuses as estimated close to the edge of the territory of consideration. Furthermore, propose a unique

example tree (DPT) to accelerate coordinating introduction and gauge the component focuses biased force for checking a person's identity.

Zhu et al. (Zhu and Huang, 2012) proposes an approach for a dorsal hand vein acknowledgment that use the surface with geometry highlights. Besides, they first fragment the vein territory at that point figure its skeleton which is connected with the Energy Cost take out in the diminishing procedure (TEC) DevOps that utilized to diminish various off base up-and-comers. A framework that utilizes deep learning for a dorsal hand vein acknowledgment was proposed by means of Wan et al. (Sontakke et al., 2017) that relies upon CNN (DevOps), which is connected with separates picture by means of the locale of intrigue (ROI) at that point preprocess this picture with histogram leveling just as Gaussian smoothing channel. Also, the structure extricates include by means of using Convolution Architecture for Feature Extraction (Reference-CaffeNet), AlexNet, VGG which are connected with using strategic relapse for arrangement.

As a result, the frameworks presented in (Huang et al., 2016); (Zhu and Huang, 2012) extracting features via utilizing machine learning techniques that need to be identified via an expert and then hand-coded as per the domain as well as information sort. Similarly, in Simonyan and Zisserman, (2014) pictures have been handled before the highlights extraction by means of extricating the area of intrigue (ROI) DevOps at that point applied histogram leveling and Gaussian smoothing channel. Then again, the proposed framework right now naturally figured out how to extricate highlights from the unique picture without preprocessing dependent on profound learning. In addition, the CNN profundity model remain utilized to wipe out crafted by choosing highlight falsely. What's more, CNN can choose just as to express the profundity highlight of the picture naturally, along these lines, guaranteeing the exactness of the determination of picture includes just as the legitimacy of the portrayal.

1.3. The proposed platform application.

The proposed a dorsal hand vein recognition framework that utilize CNN (DenseNet, ResNet) models which remains presented in Figure. 2. below. In addition, this framework has used some requirements as below:

- Transfer learning with pre-trained CNNs (DenseNet, ResNet) are utilized for both features' extraction which is associated with the framework classification.
- **Features extracted via CNN (DevOps).**

This study has utilized the CNN of profound learning and the fundamental modules which is related with examining the general structure of the framework. Moreover, CNN structure was most punctual proposed by the year (1988) by means of Fukushima (Sontakke et al., 2017). Besides, the CNN (DevOps is a classification of picture acknowledgment framework in the profound neural framework that is has particular structure during the time spent a few techniques of contortion of the picture through a high solidness. Besides, the general structure of a CNN, as exhibited in Figure. 2.below, contains from CNN (DevOps) engineering dependent on a few main concepts such as Convolutional Layer, Pooling Layer, activation functions, for instance, Sigmoid, Tanh as well as ReLU, and so on, in addition to Fully-Connected Layer. General structure of a CNN architecture which is based on several concepts as presented in Figure.2. below.

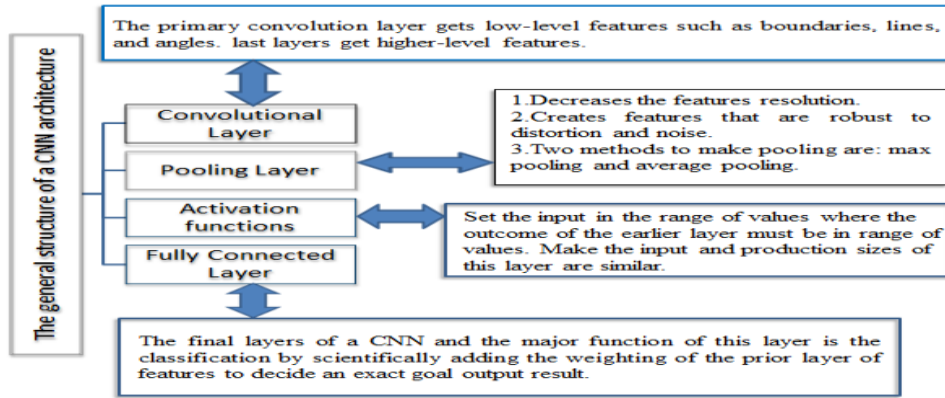


Figure.2. General structure of a CNN architecture.

There are several CNN architectures that contains numerous convolutional, max-pooling then a completely associated just as Softmax layers at the last with different parameters. Right now, pre-prepared CNNs are utilized instead of building new CNN (Krizhevsky et al., 2012). Each other point right now pre-prepared CNN utilized for highlight extractions from pictures by means of using pre-prepared CNNs named DenseNet, ResNet that are utilized individually in (Krizhevsky et al., 2012),(Simonyan and Zisserman, 2014);(Szegedy et al., 2015) just as highlights are separated from completely associated (FC) layers at that point utilized for characterization join together.

1.4. Residual Networks (ResNet)

ResNet is a classic neural network utilized as a backbone for many PCs vision tasks. Furthermore, this model remained the winner of ImageNet challenge via the year (2015). Furthermore, the fundamental breakthrough with ResNet remained it allowed the utilizers to train extremely deep neural networks with 150+layers successfully. Moreover, prior to ResNet training very deep neural networks was difficult because of the problem of vanishing gradients as presented in figure 3.below.

A pre-trained version of ResNet is downloaded as well as utilized, that is trained on ImageNet, which is a dataset that comprises of one-thousand classes, the convolutional part just of the model are utilized a feature extractor, then this research classification layers remain added (**2 fully connected layers, 1024 neurons each, as well as a 502-softmax output layer**)

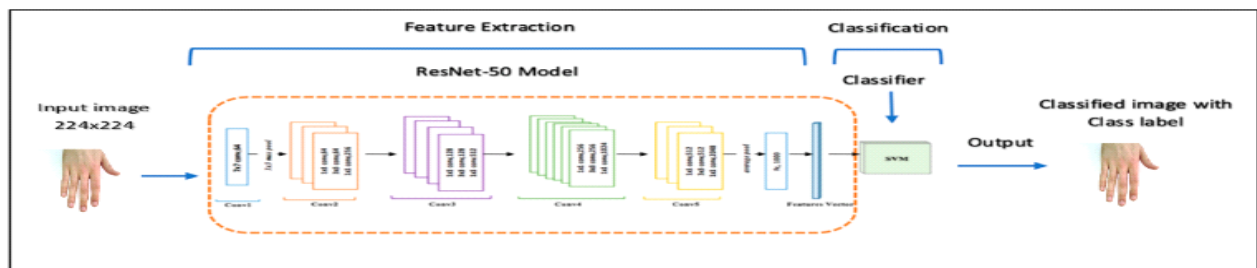


Figure.3. General structure of a ResNet -50 adapted from (Zhang et al., 2018).

- **DenseNet (Densely Connected Convolutional Networks)**

DenseNet remained one of the latest neural networks for visual object recognition. In addition, it's quite similar to ResNet, however, has several essential variances (Al-johania and Elrefaei,

2019). The DenseNet which associates each layer to each other layer in a feed-forward design. While customary CNNs with L layers have L associations one among each layer just as its resulting layer as exhibited in figure. 4. Above For each layer, the component maps of every previous layer are utilized as contributions, just as its own element maps are utilized as contributions to every consequent layer. Besides, DenseNet have a few convincing focal points: they lighten the disappearing angle issue, reinforce include engendering, energize highlight reutilize, and generously diminish the quantity of parameters.

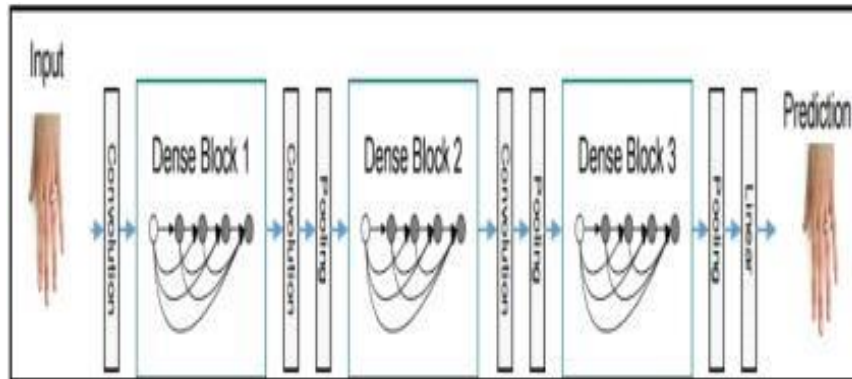


Figure. 4. General structure of a DenseNet (DevOps) (Al-johania and Elrefaei, 2019).

- **Experiment as well as the required result:**

The training as well as testing approaches remain implemented utilizing a laptop PC condition (Intel(R) Core (MT) i7-7700 HQ CPU @ 2.80 GHz, win10 64-bit operating framework, RAM 16 GB, 256GB SSD, NVIDIA GTX 1060 graphics card, as well as implemented in PYTHON KERAS environment including a deep learning toolbox.

The transfer learning information that this research utilized remained ImageNet, which is a huge database that consists of one-thousand classes, with more than one million images, the information that utilized to train DenseNet (DevOps) as well as ResNet, then after succeeding in the one-thousands problem classification, the final output layers are replaced via a newly initialized outcome layer that fits our problem which consists of only 502 classes.

As a result of the lack of information in order to evaluate the models, this study had to split the information into ninety percent training as well as ten percent validation, chosen randomly from the whole dataset, belongs to the process is repeated three times in order to guarantee that this research study implementation had reached an expressive metric, without the chance of evaluating on an easy validation set. In addition, figure (7,8) has presented the curves of proposed framework for error which is associated with validation accuracy for ResNet and DenseNet Models. Additionally, Figure. 8. has presented the Identification Accuracy on the exanimated Set

- **Dataset**

This database remains contributed from the male and female volunteers. Furthermore, this database has been largely acquired in IT Campus, also The Hong Kong college Contactless (DH) Images Database remains utilized as a sample of the information examination. Likewise,

this database has utilized male as well as female. Correspondingly, the database has been largely acquired in IIT Delhi, at Hong Kong College as well as in several villages in India from (2006) to (2015), via utilizing mobile as well as a handheld camera. Besides, this database has (4650) DH (DevOps) images from the hand of (502). In addition, all the images are stored as (.jpg) format.

The minimal amount of the information compared to the number of subjects, for instance, several subjects have only seven or eight pictures, which remains extremely insufficient for training a randomly initialized deep neural network. Similarly, in case of low amounts of an information like this practical study problem during the implementation phase, it's popular in the observational evaluation of the research topic to utilize **transfer learning**, where you “teach” a model a certain unite of task which remains slightly similar to the target task, on the other hand, with a huge amount of available information, as well as afterwards you re-initialize the final layers which is associated with train with the smaller target dataset.

- **Visualizing Intermediate Layer Activations:**

For understanding how the utilized deep CNN model is able to classify the input image, the need to understand how this research model sees the input image via looking at the output of its intermediate layers. Likewise, via performing so, every researchers are able to learn more about the working of these layers. For instance, following are the outputs of several of the intermediate convolution which is linked with their corresponding activation layers of the trained InceptionV3 model, when provided with image of a dorsal hand vein from the information set, as presented in figure.5.below the original a dorsal hand veins, as well as the intermediate activation layers as presented in figure.5.below.




Figure.5. Filters from activation layers

- **Model process:**

The process goes, for instance, an information loading as well as preparation, Images Normalization, Transfer Learning, Training , Evaluation as presented in figure.6. below.

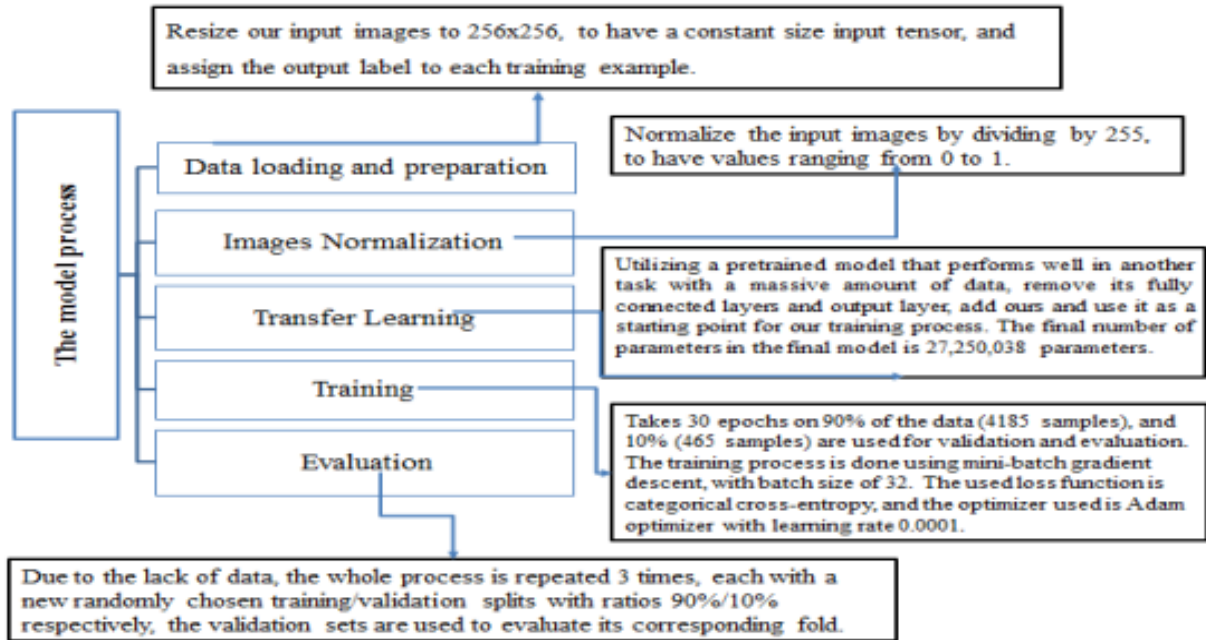


Figure.6. The model process(DevOps).

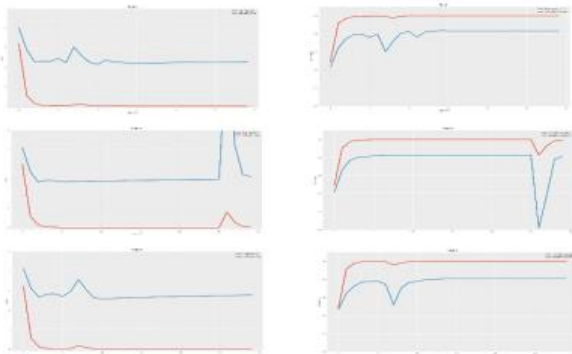


Figure.7. Curves for error as well as validation accuracy for ResNet Model

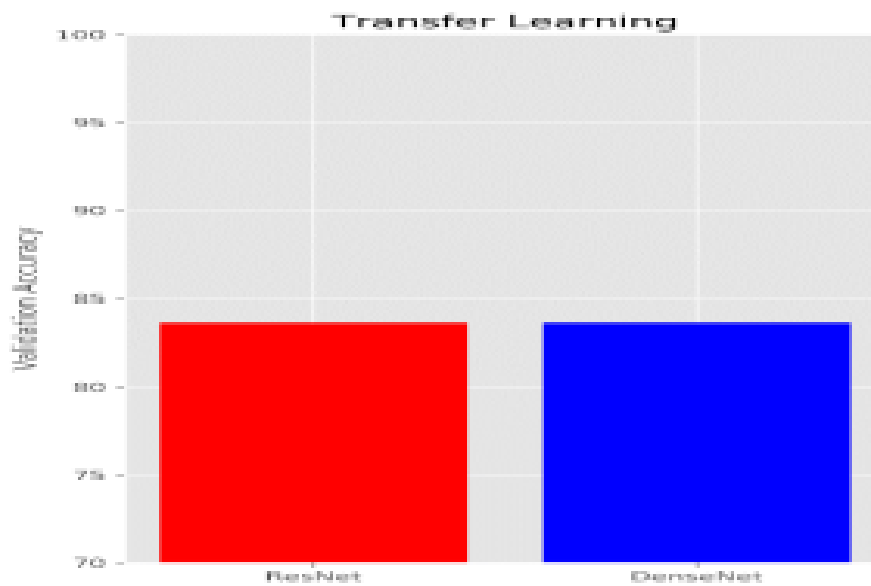


Figure.8. Identification Accuracy (DevOps)

1.5. Conclusion

This exploration paper has proposed a dorsal hand vein recognition (DevOps) framework that using move learning stays giving more precision rate than using the pre-prepared CNN (DevOps) models for extricating highlights as it were. At long last, this exploration study has anticipated that this work should be a useful beginning point for new methodologies (Ben Dalla, 2020), just as a shared view for a broad scope of advantages in the space of different biometrics (DevOps) just as a dorsal hand vein distinguishing proof.

References

- Al-johania, N. A., & Elrefaei, L. A. (2019). Dorsal Hand Vein Recognition by Convolutional Neural Networks: Feature Learning and Transfer Learning Approaches.
- Ben Dalla, F.L., (2020). Lean Software Development Practices and Principles in Terms of Observations and Evolution Methods to increase work environment productivity. International Journal of Engineering and Modern Technology E-ISSN 2504-8848 P-ISSN 2695-2149. Vol 6 No 1 2020 www.iiardpub.org
- Chuang, S.-J. (2018). Vein recognition based on minutiae features in the dorsal venous network of the hand. *Signal, Image and Video Processing*, 12(3), 573-581.
- Huang, D., Zhu, X., Wang, Y., & Zhang, D. (2016). Dorsal hand vein recognition via hierarchical combination of texture and shape clues. *Neurocomputing*, 214, 815-828.
- Jalilian, E., & Uhl, A. (2020). Improved CNN-Segmentation-Based Finger Vein Recognition Using Automatically Generated and Fused Training Labels. In *Handbook of Vascular Biometrics* (pp. 201-223). Springer, Cham.
- Lee, J.-C., Lo, T.-M., & Chang, C.-P. (2016). Dorsal hand vein recognition based on directional

- filter bank. *Signal, Image and Video Processing*, 10(1), 145-152.
- Lindsay, G. W. (2020). Convolutional Neural Networks as a Model of the Visual System: Past, Present, and Future. arXiv preprint arXiv:2001.07092.
- Ramteke, R. J., & Alsubari, A. (2016). Extraction of palmprint texture features using combined DWT-DCT and local binary pattern. In 2016 2nd International Conference on Next Generation Computing Technologies (NGCT) (pp. 748-753). IEEE..
- Simonyan, K., & Zisserman, A. (2014). Very deep convolutional networks for large-scale image recognition. *arXiv preprint arXiv:1409.1556*.
- Sontakke, B., Humbe, V., & Yannawar, P. (2017). Dorsal Hand Vein Authentication System: A Review. *International Journal of Scientific Research Engineering & Technology*, 6(5), 511-514.
- Szegedy, C., Liu, W., Jia, Y., Sermanet, P., Reed, S., Anguelov, D., . . . Rabinovich, A. (2015). *Going deeper with convolutions*. Paper presented at the Proceedings of the IEEE conference on computer vision and pattern recognition.
- Trabelsi, R. B., Masmoudi, A. D., & Masmoudi, D. S. (2016). Hand vein recognition system with circular difference and statistical directional patterns based on an artificial neural network. *Multimedia Tools and Applications*, 75(2), 687-707.
- Unnisa, K., & Meenavathi, M. B. (2020). HUMAN IDENTIFICATION USING FINGER VEIN AND FINGER TEXTURE IMAGES.
- Yun-Peng, H., Zhi-yong, W., Xiao-ping, Y., & Yu-ming, X. (2014). Hand vein recognition based on the connection lines of reference point and feature point. *Infrared Physics & Technology*, 62, 110-114.
- Zhang, L, Cheng Z , Shen Y,* Wang, D. (2018). Palmprint and Palmvein Recognition Based on DCNN and A New Large-Scale Contactless Palmvein Dataset. Doi:10.3390/sym10040078 www.mdpi.com/journal/symmetry
- Zhao, S., & Zhang, B. (2020). Learning Salient and Discriminative Descriptor for Palmprint Feature Extraction and Identification. *IEEE Transactions on Neural Networks and Learning Systems*.